

# ACTIVITYEDGE

## Preparing for a Family Photo Shoot

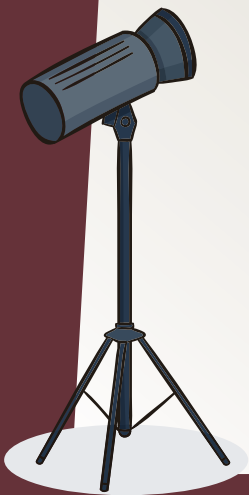


Priya Goswami is a freelance professional photographer who is passionate about family portraiture. Since she found photography to be her true calling in life, Priya decided to leave her full-time, corporate job as a marketing and branding professional with an MNC to pursue her passion. She has studied photography at the Triveni Kala Sangam at New Delhi.

### Why are Family Portraits Important?

**Legacy to pass down the generations** - Family portraits are important because they are the most tangible piece of your legacy. When you show your childhood photographs to your children, don't they get excited about your childhood? They can go back in time and live not only your childhood but also get to witness your growth over the years. A family shoot is the perfect way to create a box full of memories and nostalgia for your kids.

**Strengthen sense of belongingness within a family** - I have seen families get really excited and involved before and during photo sessions. The teamwork they exhibit is absolutely amazing. I see a lot of hugs and kisses being exchanged, shy dads bringing out their smiles and grandparents feeling even more loved during the shoot.






### Documentation of family moments, milestones and history

- Given our busy lives we hardly get to spend quality time with our families and miss out on forging memories - family portraits are a great way to preserve memorable moments, besides giving your family a chance to reconnect and bond.

It can be a task to take these pictures on your own. Hiring a professional is important; after all, it is not quantity of images that matters but the quality.

Before you plan for a family photo shoot, try to understand the need for it. Is it for putting up a nice, big, family picture up on the wall or creating an album that documents the growth of your family, or perhaps mark a celebration such as an anniversary or birthday?

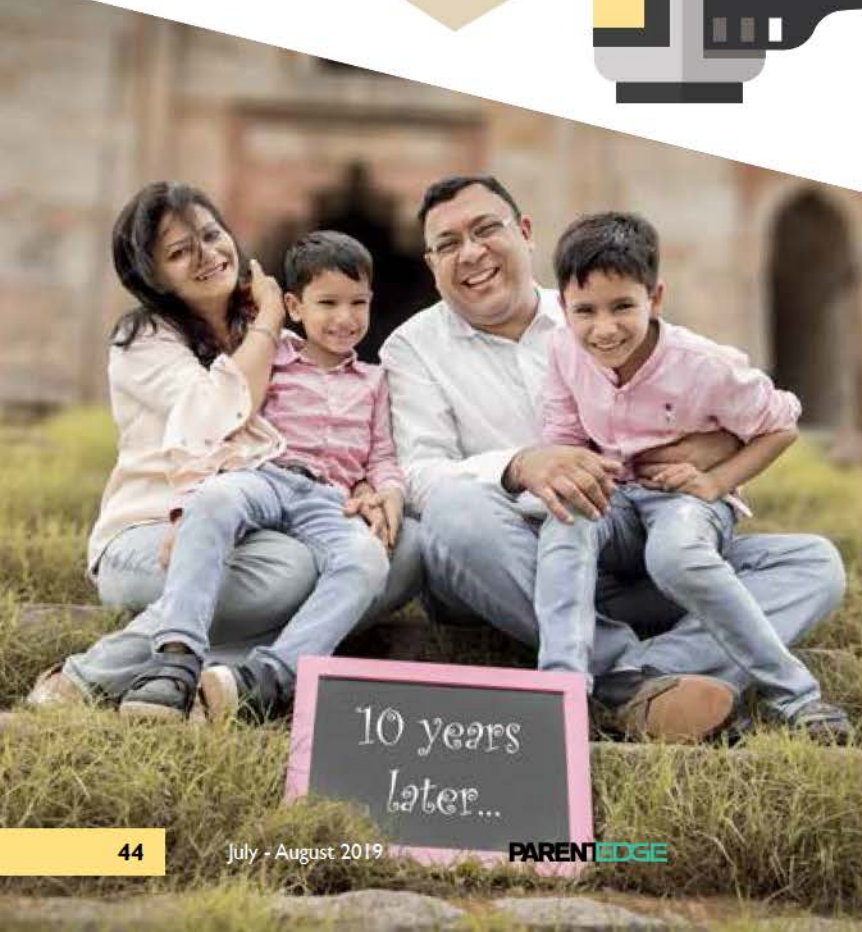
When you decide to get a shoot done make sure you involve your family members at every step. This helps to bring the best out of your session and also allows you to understand how your family thinks and what they want.




### A step by step guide for a family photo shoot

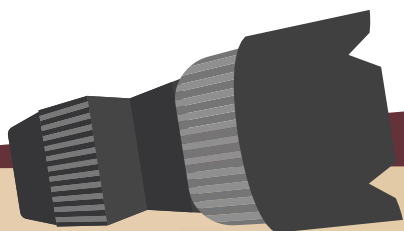
**1. Decide the size of the family portrait** - A family portrait can vary from a group of - three to twenty depending on the number of family members you want to include in the session. A small and cosy family session is easy to plan and handle, while a larger group may need more co-ordination. Best way to handle - involve the kids and grandparents! It becomes a mini family get together where everyone gets to meet and bond.

**2. Search for a good photographer** - Browse, ask and refer social media to shortlist some photographers. Thoroughly look through their portfolios. Schedule a consultation session and understand how the process works. It is always a good idea to go with a photographer who specialises in taking family portraits as such a person will be aware of all the nuances and do's/ don'ts of this genre. You can also ask the family members to help search with you; having a consensus is always a great thing.





**3. Location of the shoot** - This is a key factor in planning any family session. The right location should not only add to the shot but also be comfortable and convenient for all family members. If you do not have an idea of where you would like to have your family portrait session - home, studio or outdoor location - discuss it with your photographer. While indoors are cozy, warm and more comfortable for the family, outdoors do add a bit of drama and scenic beauty to the shots. While indoor sessions are easier on the babies in the family, outdoor sessions become like a family day out, which is a great way to bond and spend some quality time with your family.



**4. What to wear on the shoot** - What you wear makes a lot of difference to the family portrait. Check the weather on the day of your shoot and plan your outfit accordingly. If it is hot and humid, stick to cottons. I always recommend that the families be colour-coordinated; it is a good idea to look somewhat uniform as it draws the eye towards the faces and not the clothing. My preference- whites and pastels.

Taking family photographs is not just clicking a group of people, it is much more than that. It's nostalgia, emotions, generations summed up in a frame.

People often ask me about the right time and age to get their family pictures done and I always say it's the moment you think it is! That's The Right Time!

- Priya Goswami

